

2021 PRODUCT CATALOG

Manufacturer of equipment for the maintenance & trenchless rehabilitation of collection systems.



HQ - 440 PAPIN, QUEBEC, QC G1P3T9
info@logiball.com | 800-246-5988

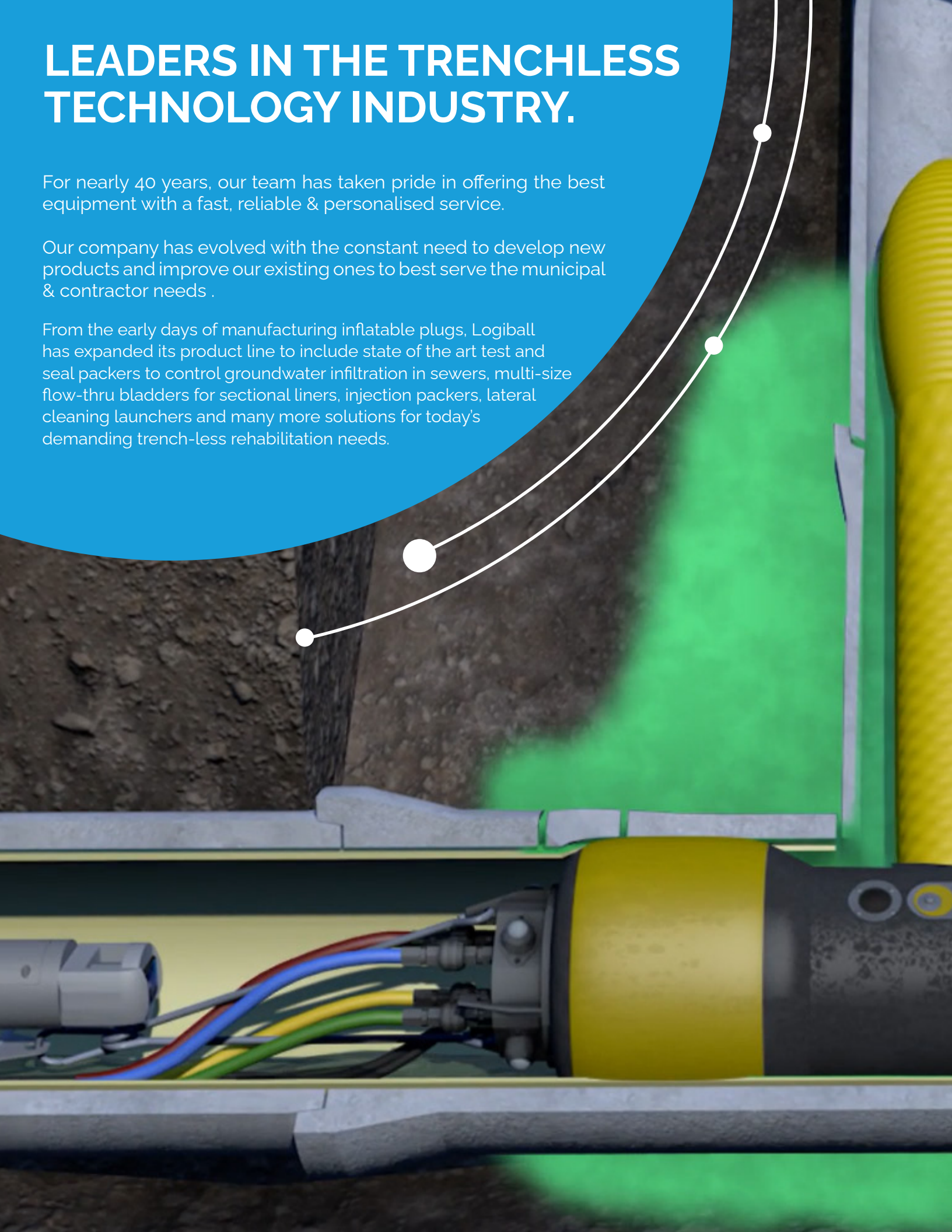
www.logiball.com

LEADERS IN THE TRENCHLESS TECHNOLOGY INDUSTRY.

For nearly 40 years, our team has taken pride in offering the best equipment with a fast, reliable & personalised service.

Our company has evolved with the constant need to develop new products and improve our existing ones to best serve the municipal & contractor needs .

From the early days of manufacturing inflatable plugs, Logiball has expanded its product line to include state of the art test and seal packers to control groundwater infiltration in sewers, multi-size flow-thru bladders for sectional liners, injection packers, lateral cleaning launchers and many more solutions for today's demanding trench-less rehabilitation needs.



INFLATABLE PLUGS

SECURIMAX PLUGS	1
LOGIPLUG FLOW-THRU INFLATABLES	2
LATERAL PUSH PLUGS	3
LIGHTWEIGHT MULTISIZE PLUGS	4
TYPE D INFLATABLE SEWER PLUGS	5
FLOW DIVERSION SLEEVE	6
REPROCESSING PLUGS	7
MEDIUM AND HIGH PRESSURE PLUGS	8
MULTISIZE HIGH/LOW FLOW PLUGS	9
MULTISIZE DUAL SEAL INFLATABLE	10

LEAK DETECTION

SEGMENTAL AIR TEST KITS	11
FLEXIBLE PUSH TYPE TEST RIG	12

SLEEVE INSTALLERS

6"-36" SLEEVE INSTALLER	13
BENDY CARRIERS FOR CIPP SECTIONAL LINERS ON BENDS	14
SMALL DIAMETER SLEEVE INTALLERS FOR CIPP	15
LARGE FLOW THRU RIGID CARRIERS FOR MECHANICAL LOCKING SLEEVES	17

INJECTION PACKERS

STOPPING INFILTRATION IN LATERALS	18
2001L LATERAL PACKERS	19
FLEXIBLE PUSH-TYPE SEWER PACKERS	20
LATERALS CONNECTED TO MANHOLES	21
MAN ENTRY LATERAL PACKER 36" MAINS OR LARGER	22
SEWER LATERAL CLEANING LAUNCHER	23
2001J MAINLINE TEST & SEAL PACKERS	24
COLLAPSIBLE MAINLINE SEWER PACKERS	25
LONG SPAN FLEXIBLE GROUTING PACKERS	26
TEST & SEAL PACKERS FOR ELLIPTICAL PIPES	27
BOREHOLE INJECTION PACKERS	28

FLOW CONTROL EQUIPMENT

HYDRANT FLOW DIFFUSER	29
-----------------------	----

AUXILIARY PRODUCTS


CUSTOM CONFIGURATIONS	30
-----------------------	----

CUSTOM CONFIGURATIONS	31
-----------------------	----



INFLATABLE PLUGS: LOGIBALL SECURIMAX PLUG

Securimax Inflatable Pipe Plugs are used for low pressure line acceptance testing, sewer pipe plugging and flow control.



PRODUCT DESCRIPTION

The Logiball SECURIMAX plugs are often referred to as the 'Work Horse' plugs. High safety factors such as strong anchoring & end plate retaining devices, premium quality rubber sleeves with two ply cross biased reinforcing cords and manufacturing under strict quality controls have made the Securimax Plugs the field proven choice of professionals for 40 years.

Each plug must pass a severe pressure test and is supplied with a test certificate and a leaflet describing its features and information on its safe use. The sewer plugs can be used for low acceptance testing, plugging and flow control needs in pipe sizes 4" to 36".

Safety Inflation Systems with hoses available.

PRODUCT SPECIFICATION

Product No.	Pipe Size Recommended	By-pass Size	Inflation Pressure	Outside Diameter [+/-]	Weight [+/-]	Length [+/-]
	Inches / mm	Inches / cm	PSI / KPA	Inches / cm	lbs / kg	Inches / cm
4-8 B	4-8 / 100-200	1/2 / 1.3	45 / 310	3.5 / 9	5 / 2.5	18.5 / 47
5-10 A	5-10 / 125-250	N/A	45 / 310	5.0 / 13	11.5 / 5.3	25 / 64
5-10 B	5-10 / 125-250	2 / 5.0	45 / 310	5.0 / 13	15 / 7	26 / 66
7-12 A	7-12 / 175-300	N/A	35 / 240	6.6 / 17	19 / 8.6	24.5 / 62
7-12 B	7-12 / 175-300	2 / 5.0	35 / 240	6.6 / 17	26 / 12	28.5 / 73
9-16 A	9-16 / 225-400	N/A	35 / 240	8.8 / 23	28 / 13	27 / 69
9-16 B	9-16 / 225-400	2 / 5.0	35 / 240	8.8 / 23	37 / 17	30 / 76
11-21 A	11-21 / 280 - 525	N/A	35 / 240	10.9 / 28	43 / 19.5	33.5 / 85
11-21 B	11-21 / 280 - 525	2 / 5.0	35 / 240	10.9 / 28	50 / 23	35.5 / 90
13-24 A	13-24 / 330 - 600	N/A	35 / 240	12.6 / 32	55 / 25	36 / 90
13-24 B	13-24 / 330 - 600	2 / 5.0	35 / 240	12.6 / 32	66 / 30	39 / 99
17-30 A	17-30 / 430 - 760	N/A	25 / 170	16.75 / 43	120 / 54	54 / 137
17-30 B	17-30 / 430 - 760	2 / 5.0	25 / 170	16.75 / 43	130 / 59	58 / 147
19-36 A	19-36 / 480 - 900	N/A	20 / 140	18.75 / 48	156 / 71	62 / 158
19-36 B	19-36 / 480 - 900	2 / 5.0	20 / 140	18.75 / 48	166 / 75	64 / 163

At these inflation pressures, the plugs will form a tight seal and safely withstand a back pressure of 5 PSI or 12 feet of water in structurally sound and clean pipes.

KEY FEATURES

- Every inflatable plug is individually tested under severe inflation pressure and will come with a test certificate.
- Four different models are available:
 - Type A: No flow-thru
 - Type B: FLOW-thru by-pass plug with a 2" hose (1/2" hose for the 4-8 model)
 - Type C: Flow-thru by-pass plug with two 1/2" hoses
 - Hybrid: with one 2" bypass & one 1/2" bypass for faster low acceptance testing. Available on size 7-12 & up.
- All Logiball Securimax plugs can be factory re-sleeved if necessary and are provided with strong anchoring devices for added safety. Please contact our customer service.



INFLATABLE PLUGS: LOGIPLUG FLOW-THRU INFLATABLES

Logiplug inflatable sewer plugs can be used in a wide variety of applications such as by-pass pumping, flow control and flow diversion.



PRODUCT DESCRIPTION

Logiplugs are manufactured on lightweight aluminium mandrels. Steel or stainless-steel mandrels are also available upon request. The SBR rubber sleeve is reinforced with two plies of nylon cords for increased durability. Different types of elastomer's are available depending on your needs.

All Logiplug inflatable sewer plugs are factory tested, at an inflation pressure corresponding to twice the recommended pressure. Each plug is shipped with an inspection certificate and a safety information leaflet.

Safety Inflation Systems with hoses available.

KEY FEATURES

- Logiplug applications include by-pass pumping, flow control and flow diversion.
- Logiplugs are manufactured on lightweight aluminium mandrels. Steel or stainless-steel mandrels are also available upon request.
- Custom configuration always possible. Contact our sales team or view the Logiball website for more information.
- Optional remote placement pole assembly in 6 foot long pole segments available.

PRODUCT SPECIFICATION

Logiplug Product	Pipe Size	Flow-thru Size	Inflation Pressure*	O.D. (±)	Length (±)	Weight (±)
	inches / mm	inches / mm	P.S.I / KPA	inches / cm	inches / cm	lbs / kg
4-8LP	4-8 / 100-250	2"MPT / 50	45 / 310	3.75 / 9.5	22 / 55	7.5 / 3.4
6-10LP	6-10 / 150-250	2"FPT / 50	35 / 240	5.5 / 140	18.5 / 47	14 / 6.3
7-12LP	7-12 / 175-300	3"FPT / 75	35 / 240	605 / 165	18.5 / 47	16 / 7.3
7-12LPM	7-12 / 175-300	4"MPT / 100	35 / 240	6 / 150	22.5 / 57	18 / 8.2
9-16LP	9-16 / 225-400	4"FPT / 100	30 / 205	8 / 200	18.5 / 47	20 / 9
12-18LP4	12-18 / 300-450	4"MPT / 100	30 / 205	10 / 250	28 / 71	33 / 15
12-18LP6	12-18 / 300-450	6"MPT / 150	30 / 205	10 / 250	28 / 71	32 / 14.5
12-18LP8	12-18 / 300-450	8"MPT / 200	30 / 205	10 / 250	28 / 71	35 / 16
15-21LP6	15-21 / 375-425	6"FPT / 150	25 / 170	14 / 356	24 / 60	57 / 26
18-24LP6	18-24 / 450-600	6"FPT / 150	25 / 170	16.5 / 419	28 / 71	75 / 34
18-24LP8	18-24 / 450-600	8"FPT / 200	25 / 170	16.5 / 419	28 / 71	75 / 34

At these inflation pressures, the plugs will form a tight seal and safely withstand a back pressure of 5 PSI or 12 feet of water in structurally sound and clean pipes.



INFLATABLE PLUGS: LOGIBALL LATERAL PUSH PLUGS

These flexible plugs can be pushed and inflated from the clean-out with the optional semi-rigid hose assembly.



PRODUCT DESCRIPTION

Logiball push-type inflatable rubber plugs are offered with or without flow-thru for pipe diameters ranging from 3" to 6". These flexible plugs can be inflated and pushed from the clean-out with the optional semi-rigid hose assembly.

Safety Inflation Systems with hoses available.

KEY FEATURES

- Can be inserted and pushed from clean-outs.
- Reinforced multi-size push type plugs.
- Offered with or without flow-thru.

PRODUCT SPECIFICATION

Product	Size	Inflation Pressure	Plug O.D.	Bypass Size	Weight [±]	Length [±]
	inches / mm	PSI / KPA	inches / cm	inches / mm	lbs / kg	inches / cm
1.75 - 3A	2-3 / 50-75	35 / 240	1.75 / 4.5	N/A	2 / 1	12 / 30
2.25 - 4A	2.5-4 / 57-100	35 / 240	2 1/4 / 5.7	N/A	3 / 1.5	14.1 / 36
2.25 - 4B	2.5-4 / 57-100	35 / 240	2 1/4 / 5.7	0.25 / 6	3 / 1.5	14.1 / 36
2.5 - 5A	2.5-5 / 63-125	35 / 240	2.4 / 6.1	N/A	4 / 2	14.1 / 36
2.5 - 5B	2.5-5 / 63-125	35 / 240	2.4 / 6.1	0.25 / 6	4 / 2	14.1 / 36
3-6A	3-6 / 75-150	35 / 240	2.6 / 6.4	N/A	4 / 2	14.1 / 36
3-6B	3-6 / 75-150	35 / 240	2.6 / 6.4	0.25 / 6	4 / 2	14.1 / 36
4-6A	4-6 / 100-150	35 / 240	2.75 / 7	N/A	4.5 / 2.1	14.1 / 36
4-6B	4-6 / 100-150	35 / 240	2.75 / 7	0.25 / 6	4.5 / 2.1	14.1 / 36

At these inflation pressures, the plugs will form a tight seal and safely withstand a back pressure of 5 PSI or 12 feet of water in structurally sound and clean pipes.



INFLATABLE PLUGS: LOGIBALL LIGHTWEIGHT MULTISIZE PLUGS

Logiball Short, Lightweight Inflatable Type E plugs are your best option for submerged pipes and short sections of pipes.



PRODUCT DESCRIPTION

Logiball lightweight inflatable type E plugs are your best option for submerged pipes and short sections of pipes. Each plug is factory-tested at the factory at twice the recommended inflation pressure.

The light and compact structure of these multi-size plugs makes it possible to safely plug small pipes from the surface, using a pipe handle. Perfect for tight, hard-to-reach places, these rubber plugs come with a strong anchoring chain and are made to be used with a standard ½" pipe handle.

Safety Inflation Systems with hoses available.

KEY FEATURES

- Perfect for tight, hard-to-reach places where longer plugs cannot be installed.
- Light and compact structure.
- Best option for submerged pipes and short sections of pipes.
- Factory replaceable sleeve.

PRODUCT SPECIFICATION

Product	Min. Pipe Rec	Max Pipe Rec	By-pass Size	Inflation Pressure	Weight (±)	Length (±)
	inches / mm	inches / mm	inches / mm	PSI / KPA	lbs / kg	inches / cm
3-5E	3 / 75	5 / 125	1/2 / 13	40 / 275	1.5 / .7kg	5.5 / 13.8
3.5-6E	3.4-6 / 85-150	5 / 125	1/2 / 13	40 / 275	1.5 / .7kg	5.5 / 13.8
5-8E	5 / 125	8 / 200	1/2 / 13	35 / 240	4 / 2	6.5 / 16.3
6-10E	6 / 150	10 / 250	2 / 50	35 / 240	7 / 3	7.5 / 18.8
8-12E	7.8 / 195	12 / 300	2/3 / 50/75	35 / 240	9 / 4	7.5 / 18.8
11-16E (moulded)	11 / 279	16" / 400	2 / 50	35 / 240	22 / 10	12.5 / 32

At these inflation pressures, the plugs will form a tight seal and safely withstand a back pressure of 5 PSI or 12 feet of water in structurally sound and clean pipes.



INFLATABLE PLUGS: LOGIBALL TYPE D INFLATABLE SEWER BY-PASS PLUG

Logiball Type D inflatable sewer plugs are a great tool for by-pass pumping and/or flow diversion when performing manhole and invert rehabilitation.



PRODUCT DESCRIPTION

Our Type D pipe plugs feature a double-action bladder: When inflating the plug, the inner bladder forms a tight seal around the by-pass pipe or the pump suction hose, while the outer bladder completely seals against the pipe wall. This "slip it in and inflate" unique feature will save you both time and effort.

Safety Inflation Systems with hoses available.

KEY FEATURES

- Large flow-thru double action bladder.
- Slip it on and inflate.
- Custom configurations available.

PRODUCT SPECIFICATION

Product	Min. Pipe Bore	Max. Pipe Bore	Flow-thru Opening	Connection	Weight
	inches / mm	inches / mm	inches / cm	inches	lbs / kgs [+/-]
3-5D	3 / 75	5 / 125	1.25 / 3.1	2" male quick coupling (cam type fittings)	4.4 / 2
3.5-6D	3.5 / 88	6 / 150	1.5 / 3.8	3.0" male quick coupling (cam type fittings)	4.4 / 2
5-8D	4.9 / 123	8 / 200	3.0 / 7.5	4" male quick coupling (cam type fittings)	6 / 3
6-10D	5.8 / 145	10 / 250	4.0 / 10.0	Inward bladder for 4.0 inch A.B.S Pipe	7 / 3
8-12D	7.8 / 195	12 / 300	5.0 / 12.5	Inward bladder for 5.0 inch A.B.S Pipe	9 / 4
13-18D	12.8 / 320	18 / 450	8.0 / 20.0	Inward bladder for 8.0 inch A.B.S Pipe	29 / 13
15-21D	14.7 / 368	21 / 525	10.0 / 25.0	Inward bladder for 10.0 inch A.B.S Pipe	44 / 20
20-30D	18.7 / 468	30 / 750	15.0 / 37.5	Integral rubber sleeve with clamp for a pipe between 15.25" - 15.75" O.D.	98 / 44
24-36D	22 / 550	36 / 900	15.0 / 37.5	Integral rubber sleeve with clamp for a pipe between 17.25" - 17.75" O.D.	120 / 54



INFLATABLE PLUGS: LOGIBALL **FLOW** **DIVERSION SLEEVE**

Flow Diversion Sleeves are ideal for manhole rehabilitation work and manhole vacuum testing, in pipe sizes ranging from 6" to 30".



PRODUCT DESCRIPTION

Logiball Flow Diversion Sleeves are ideal for manhole rehabilitation work and manhole vacuum testing, in pipe sizes ranging from 6" to 30". These inflatable annular seals are easy-to-handle. The lightweight sleeves come with large flow-thru double action bladders, and are low profile for a complete insertion into the mainline giving you access to the pipe inverts. The sleeve can also be used in relined mainlines.

Safety Inflation Systems with hoses available.

KEY FEATURES

- Large flow-thru.
- Low profile for complete insertion into mainline.
- Fits into relined mainlines.

PRODUCT SPECIFICATION

Product	Pipe Size	Sleeve length [+/-]	Sleeve OD [+/-]	Sleeve ID [+/-]	Recommended Flow-thru Pipe ASTM D 3034 SDR-26 (PS115) OR SDR-35 (PS46)
	inches / mm	inches/cm	inches/mm	inches/mm	
6-10FDS	6-10 / 150-250	12 / 30	5.625/143	4.375 / 111	4" PVC DR 26 (4.22" O.D) / +- 107mm
9-12FDS	9-12 / 225-300	12 / 30	7.8 / 198	6.375 / 162	6" PVC DR 26 (6.275" O.D) / +- 159 mm
11-15FDS	11-15 / 275-375	14 / 35	9.875 / 250	8.5 / 216	8" PVC DR 26 (8.4" O.D) / +- 213 mm
13-18FDS	13-18 / 325-450	15 / 375	12 / 300	10.625 / 270	10" PVC DR 26 (10.5" O.D) / +- 267mm
15-21FDS	15-21 / 375-525	18 / 45	14/ 356	12.625 / 320	12" PVC DR 26 (12.5" O.D) / +- 318 mm
18-24FDS	18-24 / 450-600	24 / 60	17.125 / 435	15.5 / 393	15" PVC DR 26 (15.3" O.D) / +- 389 mm
24-30FDS	24-30 / 600-750	30 / 75	21.75 / 552	20.25 / 514	20" PVC CED 80 (20" O.D) / +- 508 mm



INFLATABLE PLUGS: LOGIBALL REPROCESSING PLUGS

Ideal for reprocessing the liner and forming folded pipe in pipe sizes ranging from 6" to 21".



PRODUCT DESCRIPTION

Reprocessing Plugs are field-tested and approved by relining contractors around the world. Ideal for reprocessing the liner in pipe sizes ranging from 6" to 21". These plugs come with a 1/2" thick rubber sleeve, reinforced with multiple layers of fabric, and moulded on an aluminium core. Steel or stainless-steel constructions are also available upon request.

Safety Inflation Systems with hoses available.

KEY FEATURES

- Great for reprocessing the liner.
- Field tested and approved by relining contractors around the world.
- Larger custom made configurations possible.

PRODUCT SPECIFICATION

Product	O.D	Pipe Size Rec	Flow-Thru	Length [+/-]	Weight [+/-]
	Inches / cm	Inches / mm	FPT / cm	Inches / cm	lbs / kg
4-6LPR	3.75 / 9.5	4-6 / 100-150	2 / 5	14.75 / 37	7 / 3
6-8LPR	5.5 / 13.8	6-8 / 150-200	2 / 5	18.5 / 46	14 / 6
8-10LPR	5.5 / 13.8	7-10 / 180-250	2 / 5	18.5 / 46	18.5 / 46
9-12LPR	8 / 20.0	9-12 / 225-300	2 / 5	18.5 / 46	18.5 / 46
12-15LPR	10 / 25.0	12-15 / 300-175	5 / 5	24 / 60	43 / 19.5
15-18LPR	14 / 35.0	15-18 / 375-450	2 / 5	24 / 60	57 / 26
18-21LPR	16.5 / 41.3	18-21 / 450-525	2 / 5	28 / 70	75 / 34



INFLATABLE PLUGS: LOGIBALL MEDIUM AND HIGH PRESSURE PLUGS

Medium and High Pressure Plugs are custom-fabricated, single-size plugs with flow-thru design



PRODUCT DESCRIPTION

Logiball Medium and High Pressure Plugs are custom-fabricated, single-size plugs with flow-thru design. Multiple layers of fabric reinforcement in a thick SBR rubber sleeve cover the aluminium mandrel core. Steel or stainless-steel mandrel cores and Kevlar reinforcement cables are also available upon request.

Custom made designs for high pressure injection and well packer plugs are available.

Contact us with your application and requirements.

Safety Inflation Systems with hoses available.

KEY FEATURES

- SBR rubber sleeve covers the mandrel core.
- Custom fabricated single size plugs with flow-thru.
- Custom made designs are available.





INFLATABLE PLUGS: LOGIBALL **MULTISIZE** **HIGH/LOW FLOW PLUG**

Used for choking the flow from the surface without pulling out the plug. Inflatable sewer plugs allow for optimal flow control during CCTV inspection, robotic lateral reinstatement or sectional lining.



PRODUCT DESCRIPTION

These plugs allow for optimal flow control during CCTV inspection, robotic pipe reinstatement or sectional lining. By maintaining the sewer flow active, under control and at a reasonable level, work can be performed downstream without completely blocking the flow or requiring bypass pumping. The active flow is controlled from above ground, with the Logiball High Flow/Low Flow Plug.

When inflating the plug, the outer bladder expands and seals the host pipe. A separate controlled air line is used to expand the internal sleeve, similar to a pneumatic pinch valve, which reduces the amount of flow going through the centre of the plug. The operator can decide how much water flow is allowed to go through the plug by pressurizing or de-pressurizing the internal seal from the surface, never having to enter the manhole. By releasing the pressure in the internal sleeve, flow is allowed to go through the plug, reducing the back pressure applied on the plug and allowing for a safe plug removal.

KEY FEATURES

- ⌋ The plugs allow for optimal flow control.
- ⌋ Work can be performed downstream without completely blocking the flow.
- ⌋ Great for CCTV inspection, reinstatement or cutting & sectional lining crews.
- ⌋ Controlled by an operator from above.
- ⌋ Safety Inflation Systems with hoses available.


PRODUCT SPECIFICATION

Product	Pipe Size	Pipe plug OD	Max Pipe Bore	Max Flow-thru Opening	Weight (±)
	inches / mm	inches / cm	inches / cm	inches / cm	lbs / kg
6-8HF/LF	6-8 / 150-200	5.25 / 13.34	8 / 20.3	2.75 / 7	9 / 4.1
8-10HF/LF	8-10 / 203-250	7.25 / 18.42	10 / 25.4	4 / 10.16	13 / 5.9
12-15HF/LF	12-15 / 305- 375	10.5 / 26.67	15 38.1	7 / 17.78	22 / 10



INFLATABLE PLUGS: LOGIBALL MULTISIZE DUAL SEAL INFLATABLE

Used for low pressure line acceptance testing of dual containment piping systems (carrier & containment pipes).



PRODUCT DESCRIPTION

Logiball multi size dual seal inflatable plugs are used to isolate and test annular spaces of dual containment piping systems. The plugs easily slide between the carrier and containment pipes. Once positioned, air is inserted into the plugs where the inner rubber wall compresses against the outside surface of the carrier pipe and the outer rubber wall expands to seal against the inside wall of the containment pipe. Two flow-thru ports are provided to insert and monitor the test medium in between the two inflated plugs. The design allows for multiple ranges of annulus's possible in dual containment piping systems.

Safety Inflation Systems with hoses available.

PRODUCT SPECIFICATION

Product	Piping System	Carrier Pipe O.D.	Min. Containment Pipe I.D.	Max. Containment Pipe I.D.	Min. / Max. Differential
	Inches	Inches			Inches
2-4DCTP	2"/4"	2.375	3.633" or 4" SDR 11	3.938 or 4" SDR 17	0.625" to 0.775"
3-6DCTP	3"/6"	3.5	5.349" or 6" SDR 11	6.084" or 6" SDR26	0.925" to 1.292"
3-8DCTP	3"/8"	3.5	6.963" or 8" SDR 11	7.921 or 8" SDR 26	
4-8DCTP	4"/8"	4.5	6.963" or 8" SDR 11	7.921 or 8" SDR 26	1.232" to 1.711"
6-10DCTP	6"/10"	6.625	8.679" or 10" SDR 11	9.874" or 10" SDR 26	1.027" to 1.625"
8-12DCTP	8"/12"	8.625	10.293" or 12" SDR 11	11.711 or 12" SDR 26	0.834" to 1.543"
10-14DCTP	10"/14"	10.7	12.859 or 14" SDR26	12.859" or 14" SDR26	2.159"
12-16DCTP	12"/16"	12.7	14.696" or 16" SDR26	14.696" or 16" SDR26	1.996"
12-18DCTP	12"/18"	12.75	15.755" or 18" SDR 17	16.826" or 18" SDR 32.5	1.503" to 2.038"
16-22DCTP	16"/22"	16"	19.257 or 11" SDR17	19.257 or 22" SDR17	3.257"
18-24DCTP	18"/24"	18	21.01" or 24" SDR17	21.01" or 24" SDR17	3"

At these inflation pressures, the plugs will form a tight seal and safely withstand a back pressure of 5 PSI or 12 feet of water in structurally sound and clean pipes. Custom sizes also available on demand

KEY FEATURES

- Used to isolate and test annular spaces of dual containment piping systems.
- Plugs easily slide between the carrier and containment pipes.
- Flow-thru ports are provided to insert and monitor the test medium.



LEAK DETECTION SEWER SEGMENTAL AIR TEST KITS

Used for low pressure line acceptance testing, sewer pipe plugging and flow control. Our pneumatic plugs can be used for pipe sizes ranging from 4 to 24"



PRODUCT DESCRIPTION

Segmental testing is used to identify and pinpoint leaking joints in sewer collection systems. The inflatable plugs are winched in tandem down the line and positioned to straddle the joint or span to be tested. Once the plugs are inflated, a low-pressure air test is performed to verify the integrity of the joint or span and to localize sewer defects.

The span between the two plugs is 5 feet making it easy to position over the joints to be tested.



KEY FEATURES

- Kits available for 6" up to 24".
- Used to identify and pinpoint leaking joints.
- Also used to air test service laterals.



PRODUCT SPECIFICATION

Product	Pipe Size	Description
	Inches/ cm	
SATK48	6-8 / 150-200	Set of two 4-8 B flow-thru plugs on trolleys attached in tandem (5' span)
SATK510	8-10 / 200-250	Set of two 5-10 B flow-thru plugs on trolleys attached in tandem (5' span)
SATK712	10-12 / 250-300	Set of two 7-12 B flow-thru plugs on trolleys attached in tandem (5' span)
SATK916	12-16 / 300-400	Set of two 9-16 B flow-thru plugs on trolleys attached in tandem (5' span)
SATK1121	15-21 / 375-525	Set of two 11-21 B flow-thru plugs on trolleys attached in tandem (5' span)
SATK1824	18-24 / 450-600	Set of two 13-24B flow-thru plugs on trolleys attached in tandem (5' span)



LEAK DETECTION FLEXIBLE PUSH-TYPE TEST RIG

Logiball Push-Type Test Rig is used for segmental air testing of lateral lines, from the clean-out or above ground access.



PRODUCT DESCRIPTION

The standard test chamber between the two inflatable bladders is 5 feet long. The kit comes with 50 feet of semi-rigid hose used to push and inflate the plugs. A 3/4" semi-rigid hose is used as a push rod and to inflate both bladders in one operation. Air for the test chamber is supplied thru a 1/2" semi-rigid hose to be used as a second push rod and lateral test line.



KEY FEATURES

- Can be used in lines 4 to 6 inch in diameter.
- Safety Inflation Controls sold separately.



PRODUCT SPECIFICATION


Product	Inflation pressure rec.	Test pressure rec.	Description
	P.S.I / KPA	P.S.I / KPA	
PTTR-B	35 / 240	5 / 34	Push Type Test Rig including 50 feet of 3/4" semi rigid hose and 50 feet of 1/2" semi rigid hose
PTTR-C	N/A	N/A	Inflation controls for Push Type Test Rig (plugs & test)





SLEEVE INSTALLERS: LOGIBALL 6"-36" SLEEVE INSTALLER

Logiball's line of Sleeve Installers covers 6 to 36 inch pipes in lengths as long as 25 feet if required.



PRODUCT DESCRIPTION

Ambient cure sectional sleeve Installers for CIPP Spot Repair are used by most contractors for their cured in place point repair systems in sewer lines. Logiball Sleeve Installers are the best choice for a safe and easy-to-use inflatable carrier. Sleeve Installers are available in length up to 25 feet for 6" through 36" pipes.



PRODUCT SPECIFICATION

Product code	Pipe Size	OD	Pulling cage OD	Approx. contact length of rubber		Flow-thru	Weight
	inch / mm	inch/cm [+/-]	inch / cm [+/-]	6" / 15cm	8" / 20cm		
6-8BSI-78	6-8 / 152-200	4 / 10	4 / 10	66" / 168cm	63" / 160cm	1/2" / 1.3cm	18 lbs
6-8BSI-120	6-8 / 152-200	4 / 10	4 / 10	108" / 274cm	105" / 267cm	1/2" / 1.3cm	22 lbs
6-8BSI-138	6-8 / 152-200	4 / 10	4 / 10	126" / 320cm	123" / 312cm	1/2" / 1.3cm	24 lbs
8-10BSI-84	8-10 / 200-250	5.5 / 14	5.5 / 14	8" / 20cm	10" / 25cm		
8-10BSI-132	8-10 / 200-250	5.5 / 14	5.5 / 14	71" / 180cm	68" / 173cm	2" / 5cm	35 lbs
8-10BSI-144	8-10 / 200-250	5.5 / 14	5.5 / 14	119" / 302cm	116" / 295cm	2" / 5cm	48 lbs
				131" / 333cm	128" / 325cm	2" / 5cm	52 lbs
10-12BSI-84	10-12 / 250-300	7.5 / 19	7.5 / 19	10" / 25cm	12" / 31cm		
10-12BSI-120	10-12 / 250-300	7.5 / 19	7.5 / 19	69" / 175cm	65" / 165cm	2" / 5cm	53 lbs
10-12BSI-138	10-12 / 250-300	7.5 / 19	7.5 / 19	105" / 267cm	101" / 257cm	2" / 5cm	64 lbs
				123" / 312cm	119" / 302cm	2" / 5cm	68 lbs
12-15BSI-96	12-15 / 300-375	9 / 23	9.5 / 24	12" / 31cm	15" / 38cm		
12-15BSI-132	12-15 / 300-375	9 / 23	9.5 / 24	81" / 206cm	75" / 191cm	2 3/8" / 5.8cm	72 lbs
12-15BSI-144	12-15 / 300-375	9 / 23	9.5 / 24	117" / 297cm	111" / 282cm	2 3/8" / 5.8cm	80 lbs
				129" / 328cm	123" / 312cm	2 3/8" / 5.8cm	90 lbs
15-21BXXSSI-96	15-21 / 375-525	11.25 / 29	11.25 / 29	15" / 38cm	18" / 45cm	21" / 55cm	
15-21BXXSSI-114	15-21 / 375-525	11.25 / 29	11.25 / 29	79" / 201cm	76" / 193cm	69" / 175cm	114 lbs
15-21BXXSSI-132	15-21 / 375-525	11.25 / 29	11.25 / 29	97" / 246cm	94" / 239cm	87" / 221cm	121 lbs
				115" / 292cm	112" / 284	105" / 267cm	138 lbs
18-24BXXSSI-96	18-24 / 450-600	13.25 / 34	13.25 / 34	18" / 45cm	21" / 55cm	24" / 60cm	
18-24BXXSSI-108	18-24 / 450-600	13.25 / 34	13.25 / 34	77" / 196cm	72" / 183cm	67" / 170cm	2", 3" OR 4"
18-24BXXSSI-132	18-24 / 450-600	13.25 / 34	13.25 / 34	89" / 226cm	84" / 213cm	79" / 201cm	2", 3" OR 4"
				113" / 287cm	108" / 274cm	103" / 262cm	2", 3" OR 4"
24-30BXXSSI-102	24-30 / 600-750	17 / 43	18 (SKIDS) / 46	24" / 60cm	27" / 67.5cm	30" / 75cm	
24-30BXXSSI-120	24-30 / 600-750	17 / 43	18 (SKIDS) / 46	76" / 193cm	70" / 178cm	65" / 165cm	2", 3" OR 4"
24-30BXXSSI-138	24-30 / 600-750	17 / 43	18 (SKIDS) / 46	94" / 239cm	88" / 224cm	83" / 211cm	2", 3" OR 4"
				112" / 284cm	106" / 269cm	101" / 257cm	2", 3" OR 4"
27-36BXXSSI-102	27-36 / 675-900	19 / 48	21 (SKIDS) / 53	27" / 67.5cm	30" / 75cm	36" / 90cm	
27-36BXXSSI-120	27-36 / 675-900	19 / 48	21 (SKIDS) / 53	77" / 196cm	72" / 183cm	64" / 163cm	2", 3" OR 4"
27-36BXXSSI-144	27-36 / 675-900	19 / 48	21 (SKIDS) / 53	95" / 241cm	90" / 229cm	84" / 213cm	2", 3" OR 4"
				119" / 302cm	114" / 290cm	108" / 274cm	2", 3" OR 4"




KEY FEATURES

- ✓ Made of a two-ply cross-biased reinforced rubber sleeve.
- ✓ Sleeve Installers are available in lengths **up to 25 feet**.
- ✓ Factory replaceable sleeves are available.
- ✓ Contact our sales department to help you choose the best installer for your application.



SLEEVE INSTALLERS: LOGIBALL BENDY CARRIERS

Logiball's line of Bendy Carriers covers 4 to 6 inch pipes in lengths up to 78"



PRODUCT DESCRIPTION

The Bendy Sleeve Installer allows the installation of a sectional liner on elbows and bends of small sized pipes. The feed thru push rod option is available for 4" & 6" to push against the nose of the packer, making it easier to push the carrier in place.

KEY FEATURES

- Allows for installation of sectional liner against elbows & bends of 4 & 6 inch pipes with minimal wrinkles (as long as the right materials are used).

PRODUCT SPECIFICATION

Product No.	Pipe Size [±/-]	Push Rod Option [±/-]	Carrier O.D. [±/-]	Length [±/-]	Approx. Rubber Contact Length	Rec repair length [±/-]
4ASIELBOW-48	4" / 100mm	N/A	2 1/4" / 57mm	48" / 1.2m	42" / 1.05m	18" / 45cm
4ASIRELBOW-48	4" / 100mm	YES (3/8")	2 1/4" / 57mm	48" / 1.2m	42" / 1.05m	18" / 45cm
4ASIELBOW-54	4" / 100mm	N/A	2 1/4" / 57mm	54" / 1.35m	48" / 1.2m	24" / 60cm
4ASIRELBOW-54	4" / 100mm	YES (3/8")	2 1/4" / 57mm	54" / 1.35m	48" / 1.2m	24" / 60cm
4ASIELBOW-66	4" / 100mm	N/A	2 1/4" / 57mm	66" / 1.65m	60" / 1.5m	36" / 90cm
4ASIRELBOW-66	4" / 100mm	YES (3/8")	2 1/4" / 57mm	66" / 1.65m	60" / 1.5m	36" / 90cm
4ASIELBOW-78	4" / 100mm	N/A	2 1/4" / 57mm	78" / 1.95m	72" / 1.8m	48" / 120cm
4ASIRELBOW-78	4" / 100mm	YES (3/8")	2 1/4" / 57mm	78" / 1.95m	72" / 1.8m	48" / 120cm
6ASIELBOW-48	6" / 150mm	N/A	2 5/8" / 67mm	48" / 1.2m	42" / 1.05m	18" / 45cm
6ASIRELBOW-48	6" / 150mm	YES (3/8")	2 5/8" / 67mm	48" / 1.2m	42" / 1.05m	18" / 45cm
6ASIELBOW-54	6" / 150mm	N/A	2 5/8" / 67mm	54" / 1.35m	48" / 1.2m	24" / 60cm
6ASIRELBOW-54	6" / 150mm	YES (3/8")	2 5/8" / 67mm	54" / 1.35m	48" / 1.2m	24" / 60cm
6ASIELBOW-66	6" / 150mm	N/A	2 5/8" / 67mm	66" / 1.65m	60" / 1.5m	36" / 90cm
6ASIRELBOW-66	6" / 150mm	YES (3/8")	2 5/8" / 67mm	66" / 1.65m	60" / 1.5m	36" / 90cm
6ASIELBOW-78	6" / 150mm	N/A	2 5/8" / 67mm	78" / 1.95m	72" / 1.8m	48" / 120cm
6ASIRELBOW-78	6" / 150mm	YES (3/8")	2 5/8" / 67mm	78" / 1.95m	72" / 1.8m	48" / 120cm



SLEEVE INSTALLERS: LOGIBALL **SMALL** **DIAMETER FOR** **SECTIONAL LINERS**

Logiball's line of Sleeve Installers covers 3- to 6-inch pipes in lengths as long as 25 feet if required.



PRODUCT DESCRIPTION

Sleeve installers for sectional CIPP point repairs in laterals are offered custom made for each customer requirement.

A feed thru push rod option is available for 3", 4" & 6" models. This allows the operator to push the carrier by the nose and lower the risk of creating wrinkles while bringing the sleeve in place.

KEY FEATURES

- Allows for installation of sectional liner in small pipes.

PRODUCT SPECIFICATION

Product No.	Pipe Size	O.D.	Approx. Rubber Contact	Push Rod Option	Length
	inch / mm [±/-]	inch/mm [±/-]	inch / cm [±/-]		inch / cm [±/-]
1.75-3ASI-36	3 / 75	1.75 / 45	30 / 75	N/A	36 / 90
1.75-3ASIR-36	3 / 75	1.75 / 45	30 / 75	YES (1/4")	36 / 90
1.75-3ASI-48	3 / 75	1.75 / 45	42 / 105	N/A	48 / 120
1.75-3ASIR-48	3 / 75	1.75 / 45	42 / 105	YES (1/4")	48 / 120
1.75-3ASI-60	3 / 75	1.75 / 45	54 / 135	NO	49 / 124.5
1.75-3ASIR-60	3 / 75	1.75 / 45	54 / 135	YES (1/4")	49 / 124.5
1.75-3ASI-72	3 / 75	1.75 / 45	66 / 165	NO	72 / 180
1.75-3ASIR-72	3 / 75	1.75 / 45	66 / 165	YES (1/4")	72 / 180

Longer size available upon request. Contact our sales department to discuss your needs.



SLEEVE INSTALLERS: LOGIBALL **SMALL** DIAMETER FOR SECTIONAL LINERS

Logiball's line of Sleeve Installers covers 3- to 6-inch pipes in lengths as long as 25 feet if required.



Product No.	Pipe Size	O.D.	Approx. Rubber Contact	Push Rod Option	Length
	inch / mm [±/-]	inch/mm [±/-]	inch / cm [±/-]		inch / cm [±/-]
2.25-4ASI-48	4 / 100	2.25 / 57	42 / 105	N/A	48 / 120
2.25-4ASIR-48	4 / 100	2.25 / 57	42 / 105	YES (1/4")	48 / 120
2.25-4ASI-54	4 / 100	2.25 / 57	48 / 120	N/A	48 / 120
2.25-4ASIR-54	4 / 100	2.25 / 57	48 / 120	YES (1/4")	48 / 120
2.25-4ASI-66	4 / 100	2.25 / 57	60 / 150	NO	66 / 165
2.25-4ASIR-66	4 / 100	2.25 / 57	60 / 150	YES (1/4")	66 / 165
2.25-4ASI-78	4 / 100	2.25 / 57	72 / 180	NO	78 / 195
2.25-4ASIR-78	4 / 100	2.25 / 57	72 / 180	YES (1/4")	78 / 195

Longer size available upon request. Contact our sales department to discuss your needs.

Product No.	Pipe Size	O.D.	Approx. Rubber Contact	Push Rod Option	Length
	inch / mm [±/-]	inch/mm [±/-]	inch / cm [±/-]		inch / cm [±/-]
3-6ASI-48	4-6 / 100-150	2.625 / 67	in 4" / 100mm : 42" / 1.05m in 6" / 150mm : 37" / 92 cm	N/A	48 / 120
3-6ASIR-48	4-6 / 100-150	2.625 / 67	in 4" / 100mm : 42" / 1.05m in 6" / 150mm : 37" / 92 cm	YES (3/8")	48 / 120
3-6ASI-54	4-6 / 100-150	2.625 / 67	in 4" / 100mm : 47" / 1.17m in 6" / 150mm : 43" / 1.07m	N/A	54 / 135
3-6ASIR-54	4-6 / 100-150	2.625 / 67	in 4" / 100mm : 47" / 1.17m in 6" / 150mm : 43" / 1.07m	YES (1/4")	54 / 135
3-6ASI-66	4-6 / 100-150	2.625 / 67	in 4" / 100mm : 59" / 1.47m in 6" / 150mm : 55" / 1.37m	NO	66 / 165
3-6ASIR-66	4-6 / 100-150	2.625 / 67	in 4" / 100mm : 59" / 1.47m in 6" / 150mm : 55" / 1.37m	YES (1/4")	66 / 165
3-6ASI-78	4-6 / 100-150	2.625 / 67	in 4" / 100mm : 71" / 1.77m in 6" / 150mm : 67" / 1.67m	NO	78 / 195
3-6ASIR-78	4-6 / 100-150	2.625 / 67	in 4" / 100mm : 71" / 1.77m in 6" / 150mm : 67" / 1.67m	YES (1/4")	78 / 195

Longer size available upon request. Contact our sales department to discuss your needs.



SLEEVE INSTALLERS: LOGIBALL LARGE FLOW THRU RIGID CARRIERS

The Large Flow Thru Carrier covers 6 to 36-inch pipes for up to 36" long mechanical sleeve



PRODUCT DESCRIPTION

Logiball Large Flow-thru Rigid Carriers are commonly used to install short mechanical spot repair sleeves. Made from the highest quality SBR rubber and lightweight aluminium, these inflatable carriers offer large flow-thru's and wheels for easy movement down the pipe during rehabilitation work. These carriers are also used when very short cured in place point repairs are installed in high flow pipes.

KEY FEATURES

- Cores can be made from steel, aluminium or stainless steel.
- High pressure models are available upon request and Custom-made based on your needs.
- Set of trolleys with wheels included.
- Large Flow-thru: no interruption of the flow usually needed.

PRODUCT SPECIFICATION

Product No.	Pipe Size	Carrier Metal O.D.	Carrier Rubber O.D.	Repair Sleeve / Carrier Length				
				12" / 300mm	18" / 450mm	24" / 600mm	30" / 750mm	36" / 900mm
	inch / mm	inch / cm [±/-]	inch / cm [±/-]	inch / cm [±/-]				
LP6X**	6/150	1.9 / 5	3 / 8	18.5 / 47	24.5 / 62	30.5 / 77.5	36.5 / 93	42.5 / 108
LP8X**	8/200	2.38 / 6	4 / 10	22 / 56	28 / 71	34 / 86	40 / 102	46 / 117
LP10X**	10/250	4 / 10	5.25 / 13	20 / 51	26 / 66	32 / 81	38 / 97	44 / 112
LP12X**	12/300	5 / 12.7	6.25 / 15.6	21 / 53	27 / 68.5	33 / 84	39 / 99	45 / 114
LP15X**	15/375	6.63 / 17	8 / 20	22 / 56	28 / 71	34 / 86	40 / 102	46 / 117
LP18-24X**	18-24/450-600	10.75 / 27	12 / 30.5	26 / 66	32 / 81	38 / 97	44 / 112	50 / 127
LP21-27X**	21-27/525-675	13.25 / 33.7	14.75 / 37.5	24 / 61	30 / 76	36 / 91.5	42 / 107	48 / 122
LP24-30X**	24-30/600-750	15.25 / 38.7	16.75 / 42.5	26 / 66	32 / 81	38 / 97	44 / 112	50 / 127
LP27-33X**	27-33/675-825	17.5 / 44.5	19 / 48	26 / 66	32 / 81	38 / 97	44 / 112	50 / 127
LP30-36X**	30-36/750-900	20 / 51	21.5 / 54.5	28 / 71	34 / 86	40 / 102	46 / 117	52 / 130

** REPLACE ****BY THE LENGTH OF THE REPAIR SLEEVE IN INCHES
Approximate measurements



INJECTION PACKERS: STOPPING INFILTRATION IN LATERALS FROM THE MAINLINE SEWER



Infiltration at lateral connections and lateral lines has been a problem for pipeline owners for years. Even the full length lining of mainlines does not stop these leaks. In fact, liners often increase the flow through lateral connections because they block entry through joints and breaks. As groundwater pressure increases, the flow will migrate to the lateral connections and the first few joints up the lateral lines.

Thanks to the Logiball lateral Injection Packers, chemical grouting has proven to be the most cost effective method to address this problem.

THE PROCESS

Alignment

The Lateral Injection Packer is winched, in tandem with a pan & tilt camera, through the mainline and rotated to align the launching tube and the lateral grouting plug with the service lateral.

Inversion

Once aligned, air pressure inverts the Lateral Grouting Plug into the service lateral line. The ends of the packer inflate against the mainline walls and the forward end of the lateral Grouting plug seals against the wall of the lateral.

The expansion of the rest of the plug is restricted

to allow the passage of the grout which flows out of the laterals at breaks, cracks, joints and gels with the surrounding soil.

A low pressure air test is performed in the isolated section to determine if there are any leaks in the absence of groundwater infiltration. If the air test fails, the connection and predetermined portion of the lateral is grouted.

The grout is pumped from the CCTV grout truck from the surface, fills the annular space between the packer and the pipe and is pressurized thru the existing pipe defects to fill outside voids sealing in between the soil particles creating a watertight barrier while stabilizing the soil adjacent to the structure.

Repeat

After the grout has cured, followed by a positive air test result, a vacuum retracts the deflated Lateral Growing Plug and the packer can be advanced to the next connection, where the process is repeated.


The lateral injection Packer is equipped with the appropriate Lateral Grouting Plug for each size of lateral and each desirable grouting length. Lateral Grouting Plugs of various sizes (4", 5" or 6") and various lengths (from 16" to 30 feet) are available.

A Lateral Grouting plug can be changed on site in a few minutes. The lateral plugs and the housing extensions fit the different sizes and types of packers.



INJECTION PACKERS: LOGIBALL 2001L LATERAL PACKERS

Logiball 2001L packers are used to test and seal off infiltration in sewer laterals, from the mainline, without any access to clean-outs.



PRODUCT DESCRIPTION

The 2001L Lateral Packer comes standard with two grout ports and a third port dedicated for the test medium (air or water). The packers are available with different void pressure monitoring systems; a conventional localized sensor (S - recommended for acrylamide and acrylate grouts), an in wall water chamber sensor (W - recommended for stickier grouts such as urethanes and polyurethanes) or both systems (S & W) for a more versatile use.

KEY FEATURES

- Lateral plug can be inter-changed in a matter of minutes.
- Leaves only a thin layer of grout in the lateral.
- How far up in the lateral can be grouted? 30'.
- No-return grout ports to avoid backup in the grout line.

PRODUCT SPECIFICATION

Product No.	*Packer O.D.		Length without Trolleys		Rec. Max Pipe Diameter	
	inches +/-	mm	inches +/-	cm	inches	mm
2001L4.25-6	4.25	106	26	65	6	150
2001L5.5-7.5	5.5	140	27	67.5	7.5	188
2001L5.5-7.5A	5.5	140	27	67.5	7.5	188
2001L6-8	6	150	27	67.5	8	200
2001L7.25-10	7.25	181	27	67.5	10	250
2001L8.5-12	8.5	213	27	67.5	12	300
2001L12-15	12	300	25	62.5	15	375
2001L15-18	15	375	25	62.5	18	450
2001L17-21	17	425	27	67.5	21	525
2001L20-24	20	500	27	67.5	24	600
2001L24-27	24	575	27	67.5	27	675
2001L26-30	26	650	27	67.5	30	750

*As measured on the rubber sleeve



INJECTION PACKERS: FLEXIBLE PUSH-TYPE SEWER PACKERS

Flexible Push-Type Packers are used for lateral rehabilitation work, to test and seal lateral lines from an above-ground access or laterals coming into manholes.



PRODUCT DESCRIPTION

Logiball Flexible Push-Type Packers are used for lateral rehabilitation work, to test and seal lateral lines from an above-ground access or manholes. The restricted expansion between the two end bulbs allows the grout to move freely in the void and out through existing pipe defects into the surrounding bedding, leaving only a thin layer of grout in the lateral once the operation is completed. The grouting packer is pushed/pulled in place with a semi-rigid 5 hose assembly. An eyebolt is also provided to pull the packer for long runs or multiple bends. When deflated the packer looks like a 2.75" lay-flat hose.

KEY FEATURES

- Custom packers with grout chamber lengths are available.
- Packer can be operated with a mini camera.
- Comes with Two chemical ports, one test port, one sensor diaphragm and 50 feet of semi-rigid hose assembly.

PRODUCT SPECIFICATION


Product No.	Pipe Size	Grouting Chamber Length	Inflation Pressure	Approx Vol. of Grout Mixing Chamber
	inches / mm	inches / cm [+/-]	P.S.I / KPA	US Gal / L [+/-]
FFTP-4-12	4 / 100	36 / 60	25 / 170	0.46 / 1.74
FFTP-5-12	5 / 125	12 / 30	25 / 170	0.20 / 0.76
FFTP-6-12	6 / 150	12 / 30	25 / 170	0.24 / 0.91
FFTP-4-36	4 / 100	36 / 60	25 / 170	0.46 / 1.74
FFTP-5-36	5 / 125	36 / 60	25 / 170	0.6 / 2.27
FFTP-6-36	6 / 150	36 / 60	25 / 170	0.71 / 2.29
FFTP-4-60	4 / 100	60 / 90	25 / 170	0.76 / 2.88
FFTP-5-60	5 / 125	60 / 90	25 / 170	1 / 3.78
FFTP-6-60	6 / 150	60 / 90	25 / 170	1.19 / 4.5

Custom fabrication available



INJECTION PACKERS: LATERALS CONNECTED TO MANHOLES

An inflatable bladder with threaded adapter used to install our standard lateral grouting plugs to seal laterals from a man entry pipe or a manhole.



PRODUCT DESCRIPTION

Logiball Man Entry Pipe Lateral Grouter is an inflatable bladder with threaded adapter used to install our standard lateral grouting plugs to seal laterals from a man entry pipe or a manhole. It includes one inflation port for the lateral bladder, one inflation port for the 4"-6" bladder, two ports for the chemical grout and a liquid filled sensor line to monitor the void pressure



KEY FEATURES

- Inflatable bladder with threaded adapter.
- Seals laterals from a man entry pipe or a manhole.
- Sealing distance from 24" to 30' available





INJECTION PACKERS: MAN ENTRY LATERAL PACKER 36" MAINS OR LARGER



PRODUCT DESCRIPTION

The packer seen here is for 36" mainlines. The assembly can be rolled in the pipe and is composed of a jacking post, curved stainless steel plate with closed cell rubber foam, two grout ports, one liquid filled sensor line, and a threaded orifice to install lateral grouting plugs. Pillow bearings allow the jacking post to be rotated cw & ccw, in order for the lateral plug to be physically inserted into the lateral and inflated. A hydraulic ram can be used to press the plate against the inside surface of the mainline pipe. The tap is then isolated from the pipe and the lateral connection can be injected.

For more information or custom made configurations and larger sizes please contact Logiball Inc.



KEY FEATURES

- Test & seal laterals from 36" mainlines and larger.
- Real time testing & grouting pressure monitoring.
- Equipped with two no-return grout valves & pressure sensor.





CLEANING TOOLS: SEWER LATERAL CLEANING LAUNCHER

Sewer Lateral Cleaning Launcher is used to clean laterals from the mainline sewer without the need of a clean-out. It can effectively clean laterals as far as 50 feet from the connection.

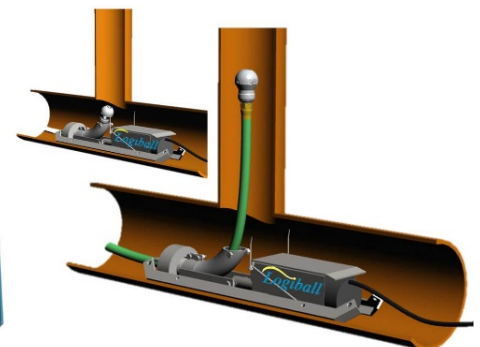



PRODUCT DESCRIPTION

Logiball Lateral Launcher guides your 1/2" or 3/8" hose and nozzle into the lateral connection from the mainline sewer. Winched in tandem with the CCTV camera, the 0-90 VDC motor is used to rotate the guiding arm and nozzle into the lateral connection. Typical multi-conductor cable required. With the pump turned on, the back jets propel your nozzle and hose into the lateral for cleaning. The Control panel (pictured below) used to rotate the launch motor is available separately.

KEY FEATURES

- Effectively clean laterals as far as 50 feet from the connection.
- The 8" Lateral Launcher comes with assembly for use in 8" thru 18" pipes. 0-90 VDC motor (operated from the tractor controls of the cctv multiconductor cable).
- The 6" lateral launcher is a single size unit & comes with a 0-24 VDC motor.





INJECTION PACKERS: 2001J MAINLINE TEST & SEAL PACKERS

2001J Mainline Packers meet the highest standards for testing and sealing joints of mainline sewer pipes with acrylamide, acrylate or urethane gels.



PRODUCT DESCRIPTION

The 2001 J series are fully compatible for acrylamide, acrylate and urethane gels. A thick cross-biased reinforced SBR rubber sleeve with soft natural rubber over the seating portion is bonded to the stainless steel core. The smooth outer finish reduces the adherence of the grout on the packer. The design makes it easier to test and seal leaks with optimal control throughout the operation while reducing operational costs. Maintenance and spare parts are kept to a minimum to ensure that time is spent in the field and not in the shop.

Custom sizes and designs are available.

KEY FEATURES

- ⌋ Compatible with any 4 or 5 hose TV / Seal Truck.
- ⌋ Designed and tested with over 175,000 inflation cycles.
- ⌋ Two grout ports, one inflation port and one dedicated test port (No 'H' block required).
- ⌋ Dedicated liquid filled void pressure sensor line for transducer or pressure gauge at the packer.
- ⌋ Adjustable independent non-dripping rubber check valves on the packer.
- ⌋ 8" span makes it easier to line up on the joint (no over-pulling).
- ⌋ Auto-testing of joints simply by inflating the packer (increases productivity).

PRODUCT SPECIFICATION

Product No.	Size	Approx O.D.	Overall length	Approx void under 10 PSI
	inches / mm	inches / mm	inches / cm	US Gallon / L
2001J6S	6 / 150	4.625 / 115	26 / 63	0.3 US Gal / 1.2
2001J8S	8 / 200	6.25 / 156	26 / 63	0.3 US Gal / 1.2
2001J9S	9 / 225	7.25 / 181	26 / 63	0.3 US Gal / 1.2
2001J10S	10 / 250	8.5 / 213	26 / 63	0.3 US Gal / 1.2
2001J12S	12 / 300	10.5 / 263	26 / 63	0.5 US Gal / 1.9
2001J15S	15 / 375	12 / 300	26 / 63	0.9 US Gal / 3.3
2001J18S	18 / 450	15 / 375	27.5 / 69	1 US Gal / 3.78
2001J20-21S	20-21 / 500 -525	17 / 425	29 / 73	1.2 US Gal / 4.5



INJECTION PACKERS: COLLAPSIBLE MAINLINE SEWER PACKERS

Collapsible Mainline Packers are used for testing and sealing pipe joints in 24" inch and up. These injection grout packers can be dismantled for insertion through openings as small as 21" in diameter and then re-assembled.



PRODUCT DESCRIPTION

These Large Diameter Mainline Packers can be dismantled for insertion through openings as small as 21" in diameter and then re-assembled. A soft, natural rubber sleeve is secured to the supporting shell, covering the two end bladders, to ensure a superior seating against rough surfaces. Optional sealing pads can be added when dealing with pitted pipe walls or when superior seating is required

KEY FEATURES

- Equipped with large wheels for easy movement through the pipe.
- Used for testing and sealing pipe joints 24" and up.
- Liquid filled sensor line for void pressure readings through a pressure gauge or transducer at the packer.

PRODUCT SPECIFICATION

Product No.	Size	Approx Packer O.D.	Approx weight	Length No Wheels	Length With Wheels	Approx volume of the grout mixing chamber
	inches / cm	inches / cm	lbs / kg	inches / cm	inches / cm	
CMP-24	24 / 60	20 / 50.8	125 / 56.7	21 / 52.34	48 / 122	1.7 Liters / 0.45 US Gallon
CMP-27	27 / 67.5	23 / 58.4	135 / 61.2	21 / 52.34	48 / 122	1.9 Liters / 0.5 US Gallon
CMP-30	30 / 75	26 / 66	166 / 75.3	21 / 52.34	48 / 122	2.1 Liters / 0.55 US Gallon
CMP-33	33 / 82.5	29 / 73.7	177 / 80.3	21 / 52.34	48 / 122	2.3 Liters / 0.61 US Gallon
CMP-38	36 / 90	32 / 81.3	189 / 85.7	21 / 52.34	48 / 122	2.5 Liters / 0.66 US Gallon
CMP-42	42 / 105	38 / 96.5	225 / 102	21 / 52.34	48 / 122	2.9 Liters / 0.77 US Gallon
CMP-48	48 / 120	44 / 111.8	250 / 113.4	21 / 52.34	48 / 122	3.3 Liters / 0.87 US Gallon
CMP-54	54 / 135	50 / 127	300 / 136.1	21 / 52.34	48 / 122	3.7 Liters / 0.98 US Gallon
CMP-60	60 / 150	56 / 142.2	360 / 163.3	21 / 52.34	60 / 152	4.1 Liters / 1.08 US Gallon
CMP-66	66 / 165	62 / 157.5	425 / 192.8	21 / 52.34	60 / 152	4.5 Liters / 1.19 US Gallon
CMP-72	72 / 180	68 / 172.7	472 / 214.1	21 / 52.34	60 / 152	5.0 Liters / 1.32 US Gallon
CMP-78	78 / 195	74 / 188	530 / 240.4	21 / 52.34	60 / 152	5.4 Liters / 1.43 US Gallon
CMP-84	84 / 210	80 / 203	622 / 282.1	21 / 52.34	60 / 152	5.8 Liters / 1.53 US Gallon
CMP-90	90 / 225	86 / 218.4	650 / 294.8	21 / 52.34	60 / 152	6.3 Liters / 1.66 US Gallon
CMP-96	96 / 240	92 / 233.7	686 / 311.2	21 / 52.34	60 / 152	6.7 Liters / 1.78 US Gallon

*Available up to 144". Custom designs for box culverts and other shapes are available.



INJECTION PACKERS: LONG SPAN FLEXIBLE GROUTING PACKERS



PRODUCT DESCRIPTION

These custom made packers are being used by speciality contractors to seal longitudinal cracks and fractures in municipal sewers. Even though these defects are structural problems, hundreds of successful interventions have been performed. Available for 8 through 14 inch pipes with grouting spans from 3 feet to 11 feet.



KEY FEATURES

- Custom packers and grout chamber lengths are available.
- Bypass: 1/2" hose.



PRODUCT SPECIFICATION


Packer Lengths	Approx Chamber Lengths	Flow Thru	Approximate Packer/ Pipe void volume		
			8" Packer	10" Packer	12" Packer
80" / 203 cm	36" / 91 cm	1/2 inch hose	3 US Gal / 4L	3 US Gal / 4L	5 US Gal / 19L
106" / 269 cm	60" / 152 cm	1/2 inch hose	5 US Gal / 19L	5 US Gal / 19L	8 US Gal / 30L
138" / 350 cm	84" / 213 cm	1/2 inch hose	7 US Gal / 26L	7 US Gal / 26L	11 US Gal / 42L
166" / 421 cm	108" / 274 cm	1/2 inch hose	9 US Gal / 34L	9 US Gal / 34L	14 US Gal / 53L
202" / 513 cm	138" / 350 cm	1/2 inch hose	11 US Gal / 42L	12 US Gal / 42L	18 US Gal / 68L

*Specification subject to change



INJECTION PACKERS: TEST & SEAL PACKERS FOR ELLIPTICAL PIPES

Elliptical Mainline test and seal injection packers are custom-made for the exact pipe dimensions and the available access to the storm sewer lines.



PRODUCT DESCRIPTION

Logiball Elliptical Mainline test and seal injection packers are custom-made for the exact pipe dimensions and the available access to the storm sewer lines. The two end rubber bladders are covered with a soft rubber sleeve that provides superior seating against rough surfaces. Our elliptical grout packers are equipped with a localized pressure sensor and two injection grouting ports protected by a large, non-clogging adjustable rubber check-valves.

KEY FEATURES

- Custom made test & seal packers.
- Verify & provide dimensions of access points to the pipe.
- Rentals are available, contact our sales team.

PRODUCT SPECIFICATION

Product No.	Pipe Size
	inches
CMP12x18	12"x18"
CMP14x23	14"x23"
CMP19x30	19"x30"
CMP22x34	22"x34"
CMP24x38	24"x38"



INJECTION PACKERS: BOREHOLE INJECTION PACKERS

Logiball can design and build a variety of injection packers, whether mechanical or inflatable, for various applications.



PRODUCT DESCRIPTION

Logiball can design and build a variety of injection packers, whether mechanical or inflatable, for various applications, including:

Permeability testing
Chemical injections
Borehole plugging



KEY FEATURES

- ◌ Inflatable or Mechanical.
- ◌ Custom designs available.



Mechanical Flow-thru Packers



Inflatable Flow-thru Packers



FLOW CONTROL EQUIPMENT: **HYDRANT FLOW DIFFUSER**

Keep the flow under control when flushing fire hydrants.



PRODUCT DESCRIPTION

Logiball Fire Hydrant Flow Diffuser keeps the flow under control while rinsing hydrants for waterline maintenance. The Flow Diffuser slows down water velocity without affecting the flow. The water stream hits the end plate, changes direction and flows out slowly.



KEY FEATURES

- Helps avoid the washout of the surrounding ground.
- Easy to handle and to carry.
- Drastically increase the rapidity and the security of rinsing fire hydrants.
- Various lengths of hose available.
- Various type of hydrant adapters (QST, NST, etc.) available on the hose.





AUXILIARY PRODUCTS

Logiball carries an extensive line of auxiliary equipment used for the maintenance and trench-less rehabilitation of collection systems. Contact us today with your needs.



Top Manhole Pulley



Colour Coded Safety Inflation Systems



Logiscell: Sealing Pipe penetrations, annular sealing, opened joints & cracks



Two Speed Hand Crank Winch



Smoke candles
offered in Canada only



Dye tablets




CUSTOM MADE CONFIGURATIONS AVAILABLE

Some projects require specialized equipment.
At Logiball we encourage you to contact us
with your applications.



Square mainline packer for Box Culverts



Test & Seal Packers for egg
shaped pipes (FRP & RCP pipes)



Dumbbell plug



Packer for pipe 96" pipe with
cunette



Bullet head plug with steam by-
pass



Special 6-10 Logiball with 4"
flow-thru

WE HAVE THE EXPERTISE YOU NEED

Logiball encourages its customers, municipal authorities, consulting engineers and business partners to maintain their knowledge at the cutting edge of technology. For this reason, an online resource has been developed, in collaboration with two industry partners. This is a series of videos, divided into 16 modules, on how to stop and eliminate infiltration into municipal sewer systems using chemical grouting. Access to the online course is free, unless you want a training certificate

www.municipalgrouting.com





YOUR TRUSTED PARTNER FOR 4 DECADES

2/12/2021
PRINTED IN CANADA

CANADA
440 PAPIN, QUEBEC, QC G1P3T9
1-800-246-5988 | 1-418-656-9767

USA
4 WALTON STREET, JACKMAN, ME 04945
1-800-246-5988

WWW.LOGIBALL.COM
INFO@LOGIBALL.COM